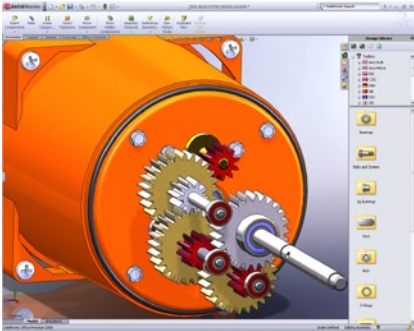


# SolidWorks Toolbox

TIMESAVING LIBRARY OF SMART PARTS, FULLY INTEGRATED WITH SOLIDWORKS  
3D CAD SOFTWARE

SolidWorks® Toolbox is a timesaving library of standard parts, fully integrated with SolidWorks 3D CAD software. Only Toolbox allows you to take advantage of SolidWorks Smart Part Technology, a unique capability that automates assembly tasks.



Point. Click. Drag. Drop. It's so easy.

Here's a simple, affordable way to be more productive every day. It's SolidWorks Toolbox. No more thumbing through parts catalogs to check values and specifications. No more fiddling to make pieces fit into your model. No more stacking one washer, one bolt, one nut at a time. Presenting Toolbox. Now you have instant access to an entire encyclopedia of standard components – a virtual *Machinery's Handbook*®. Now you can select and place the right part in the right hole in seconds.

**No more creating standard parts.** Everything you need is on your desktop. Need a bolt? Just indicate the hole size or thread size and click. There it is in the Toolbox browser. Now drag it over to your model and drop it in. That's it. Toolbox lets you configure parts parametrically on the fly, and there's a hardware-mating feature to make you more productive still. Suppose you need to add bearings to your assembly. Simply select the circular edge on the model and pick Create. Toolbox instantly supplies the bearing and automatically applies concentric and face mates within the assembly.

**Smart Part Technology makes assembling standard parts a snap.** You need bolts, washers, and nuts to finish your model. Just drag and drop the parts you need and Toolbox does the rest. The right bolt. The right washer. The right nut. In seconds, your fastener stack is automatically put into place. One stack or one hundred, it's all done in a click. SolidWorks Smart Part Technology automatically sizes the appropriate fasteners and assembles them in the proper sequence.

**Power transmission tools.** Suddenly cam designs are easy. A friendly dialog box allows you to design even the most challenging cams in seconds. Simply select the follower type, then specify motions and the cam blank. In a mouse click, you're done. Power transmission tools also make the picking of sprockets, timing belt pulleys, and gears a snap.

**Standardize engineering.** Toolbox is an easy way to make sure every single solid model you create adheres to industry standards or your own company standards. With the Standards Wizard, you can configure Toolbox the way you want it, right down to the function level.

**One hundred percent integrated with SolidWorks.** Easy to learn. Easy to use. Toolbox integrates so fluidly, you'll be up and running in less than one hour.

Supported standards

- ANSI, BSI, CISC, DIN, ISO, JIS, GB
- Create company standards

Hardware

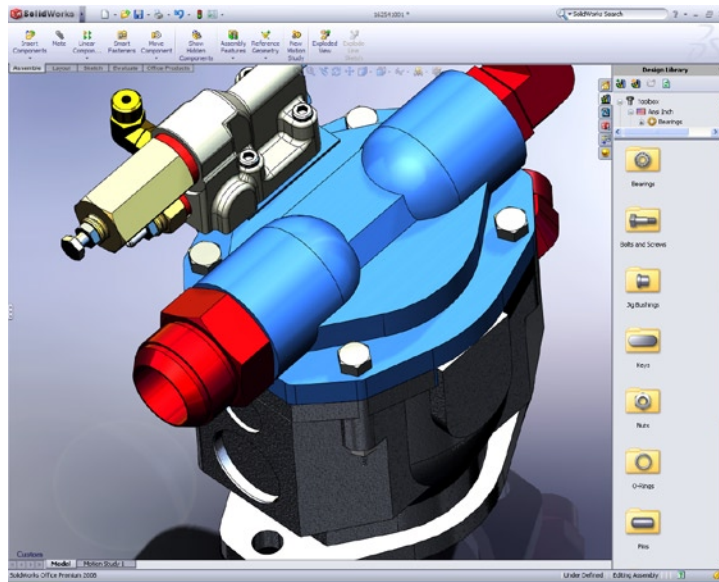
- Bearings
- Bearing-life calculator
- Bolts and screws
- Drag-and-drop hardware
- Jig bushings
- Keys
- Nuts
- O-Rings
- Pins
- Washers
- PEM® inserts
- Retaining rings

Structural shapes

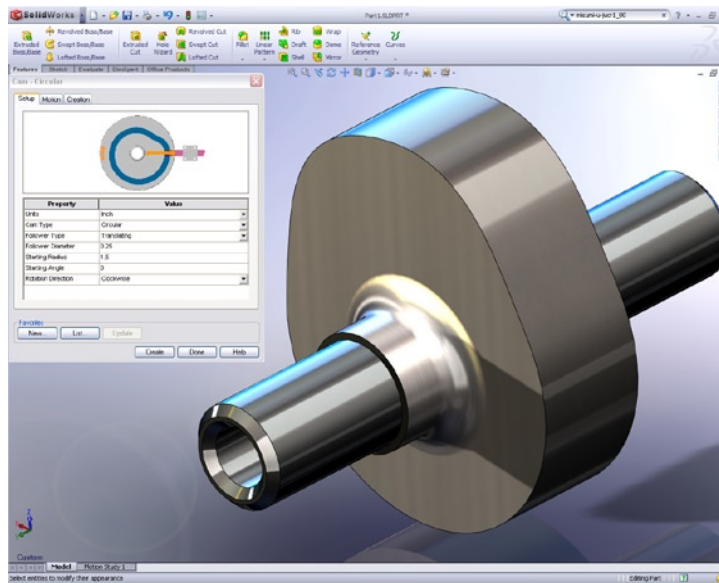
- Aluminum sections
- Steel sections
- Beam calculator
- Unistrut®

Power transmissions

- Cams
- Sprockets
- Timing belt pulleys
- Gears



Smart Fasteners Technology automatically and associatively puts fasteners into your assembly.



Cam design is easy. Make three simple selections, then click, you're done.

SolidWorks Corporation  
 300 Baker Avenue  
 Concord, MA 01742 USA  
 Phone: 1 800 693 9000  
 Outside the US: +1 978 371 5011

Europe Headquarters  
 Phone: +33 4 42 15 03 85  
 Email: infoeurope@solidworks.com

Japan Headquarters  
 Phone: +81 3 6270 8700  
 Email: infojapan@solidworks.com

Asia/Pacific Headquarters  
 Phone: +65 6511 9188  
 Email: infoap@solidworks.com

Latin America Headquarters  
 Phone: +55 11 3186 4150  
 Email: infoa@solidworks.com

